




- **6"-8"-10" Systems for dryer and concrete floor bins**
- **Sectionalized Sweep Augers**
- **For bins up to 49'-6" diameter**



Quick Detach Motor Mount - Release the rear lock and remove the motor plate, motor, and motor pulley in one piece. This option allows one motor to be used in several places.




Sweep Walker - The durability of steel wheels with the traction of rubber wheels. The cam activated "walking action" provides positive forward movement in grain.



Sweep Stop - Optional Stop bolts to the bin wall, limiting the sweep to one revolution.

Sumps - concrete and dryer floor



**CONCRETE FLOOR
CENTER SUMP**



**CONCRETE FLOOR
INTERMEDIATE SUMP**



**DRYER FLOOR
CENTER SUMP**




**DRYER FLOOR
INTERMEDIATE SUMP**

Unloading Augers



Horizontal Heads
24" augers for 6", 8", and 10" underbin augers.



27° Inclined Unloaders
5 ft. augers for 6" and 8" underbin augers.
7 ft. lengths for 10" underbin augers.



Vertical Bin Unloaders
16 ft. augers for 6", 8", and 10" underbin augers. Single and double drive.

Specifications			
Auger Dia.	Trough Ga.	Flight Ga.	Flight Pipe OD-ID
6"	14	10	1¼" - 1"
8"	14	3/16"	1½" - 1¼"
10"	14	3/16"	2½" - 1½"
12"	12	¼"	2-7/8" - 2" ¹

¹ Collared down to 1½" ID

Unloading Capacities (Bushel/Hour, approx.)*						
Auger Type	Transitions (Underbin-to-Unloading Auger)					
	6" - 6"	6" - 8"	8" - 8"	8" - 10"	10" - 10"	10" - 12"
Horizontal	1000 - 1200	--	2200 - 2400	--	3600 - 3800	--
Vertical - SD	--	1000 - 1200	1975	2200 - 2400	--	3600-3800
Vertical - DD	--	--	--	2200 - 2400	--	3600-3800
27° Incline	--	1000	--	2000	--	3200
Incline	--	1000 - 1200	--	2200 - 2400	--	3600-3800

*Capacity is reduced when the sweep is operating.

Distributed By:

**SUDENGA
INDUSTRIES, INC.**

Box 8 • 2002 Kingbird Ave. • George, IA 51237 USA
1-888-SUDENGA (783-3642) • 1-712-475-3301

Fax: 1-712-475-3320 • E-mail: sales@sudenga.com • www.sudenga.com