


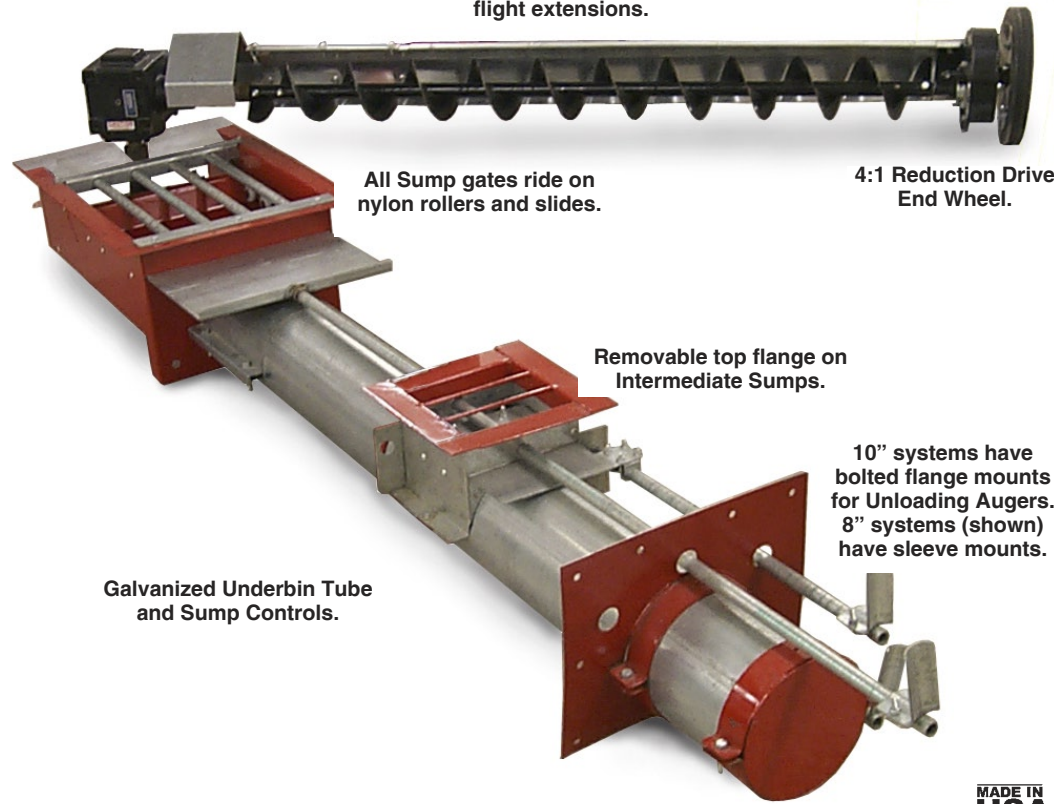
- 8" and 10" Systems for dryer or concrete floor bins.
- Internally engaged Posi-Shift gearbox. No chains to adjust. Heavy duty oil-bath system.



**Standard Rack & Pinion.**  
Rack & pinion assist for center sump gate.



Wood Block Hanger Bearings on flight extensions.



All Sump gates ride on nylon rollers and slides.

4:1 Reduction Drive End Wheel.

Removable top flange on Intermediate Sumps.

10" systems have bolted flange mounts for Unloading Augers. 8" systems (shown) have sleeve mounts.

Galvanized Underbin Tube and Sump Controls.




**Heavy Duty Double Gearbox Drive**


Precision engagement clutch gears in oil-bath. 1 1/4" shafts throughout. Split Cover for easy access to gearbox drive.



# Sumps




10" Intermediate Sump



8" Intermediate Sump

**Intermediate Sumps** - Sumps are pre-mounted on the underbin auger tube at the factory. Removable top flanges accommodate uneven bin floors. Nylon slides offer smooth, positive slide gate operation.



**Center Sump** - a double gearbox with oil-bath engagement clutch powers the Sweep. Nylon rollers offer smooth, positive gate operation. A large opening means less plugging. Low profile design allows use of 13" floor supports.

# Bin Unloaders

8" Underbin Augers have sleeve mounts for the Unloading Auger.  
 10" Underbin Augers have bolted flange mounts for the Unloading Auger.



**Horizontal Heads**  
 Quick Detach motor mount and belt tension system.



**27° Inclined Unloaders**  
 5 or 7 ft. lengths.



**Vertical Bin Unloaders**  
 16 ft. lengths. Single and double drives.

## Specifications

Auger Dia.	Tube Ga.	Flight Ga.	Flight Pipe OD - ID
8"	14	3/16"	2 1/2" - 1 1/2"
10"	12	1/4"	2-7/8" - 2" <sup>1</sup>
12" <sup>2</sup>	12	1/4"	2-7/8" - 2" <sup>1</sup>

<sup>1</sup> Collared down to 1 1/2" ID

<sup>2</sup> Applies to outside 12" Inclined Unloader only.

## Capacities - Bu./Hr. (approximate)

Auger Type	Transitions (underbin-to-outside auger)			
	8"- 8"	8"- 10"	10"- 10"	10"- 12"
Horizontal	2400	--	5500	--
Vertical	--	2400	--	4500
Inclined	--	2000	--	4700

Distributed By:

# SUDENGA INDUSTRIES, INC.

Box 8 • 2002 Kingbird Ave. • George, IA 51237 USA  
 1-888-SUDENGA (783-3642) • 1-712-475-3301

Fax: 1-712-475-3320 • E-mail: sales@sudenga.com • www.sudenga.com